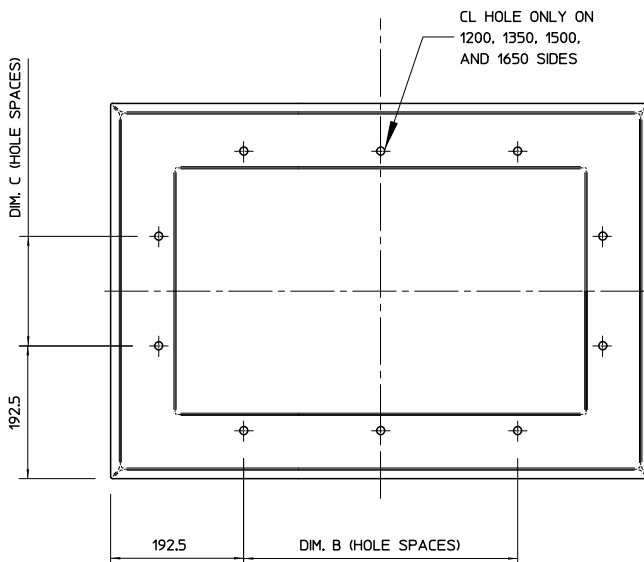
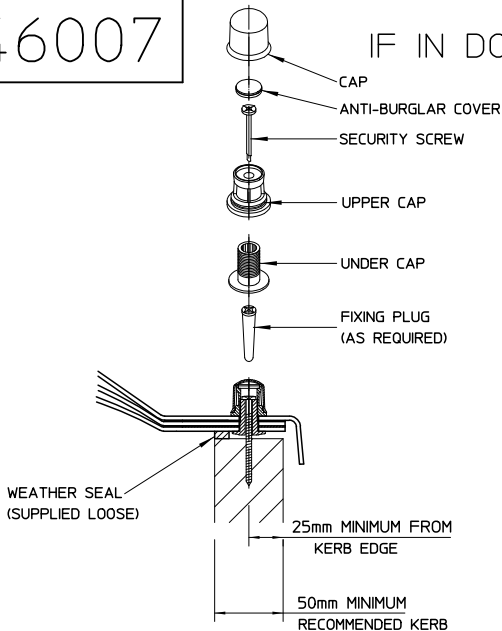
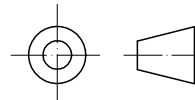


PRODUCT DRG.N°.

46007

IF IN DOUBT ASK DO NOT SCALE



Fixing Instructions.

Galaxy domes are supplied undrilled, in order to facilitate on site, positioning of the fixings to suit your kerb.

To drill the Dome.

Using the centres shown in the chart as a guide.

Drill a 14mm dia hole through all the rooflight skins.

To Install the Fixing

Pass the Under Cap up through the drilled hole,  
Screw the Upper Cap on to the Under Cap.  
Tighten the Under Cap using a 6mm Allen Key.

To drill the Kerb where necessary (i.e. if either concrete or metal).

Position and align the Dome on top of the kerb.  
At each fixing position spot drill the kerb using a 5mm dia drill.

Remove the dome and drill fixing holes as required.

To fix the dome to the kerb.

Adhere the weather strip (supplied loose) to the inner glazing.  
Ensure that the seal runs inboard of the fixings.

DO NOT stretch the weather seal.  
DO NOT take round corners but cut and overlap at corners.

Reposition the Dome on top of the kerb and secure in position using the screws supplied.

Press on the Anti-burglar Cover and Cover Cap.

16	2 x 432	4 x 521	1200x2400
14	2 x 432	3 x 492	1200x1800
12	2 x 432	2 x 582	1200x1500
12	2 x 357	2 x 582	1050x1500
12	1 x 555	3 x 492	900x1800
10	1 x 555	2 x 432	900x1200
8	1 x 705	1 x 555	750x900
12	1 x 255	3 x 492	600x1800
10	1 x 255	2 x 582	600x1500
10	1 x 255	2 x 432	600x1200
8	1 x 255	1 x 555	600x900
16	3 x 492	3 x 492	1800x1800
12	2 x 582	2 x 582	1500x1500
12	2 x 432	2 x 432	1200x1200
12	2 x 357	2 x 357	1050x1050
8	1 x 555	1 x 555	900x900
8	1 x 405	1 x 405	750x750
8	1 x 255	1 x 255	600x600
N° OF HOLES	DIM. C HOLE CTRS	DIM. B HOLE CTRS	ROOFLIGHT SIZE

TOLERANCE UNLESS OTHERWISE STATED	MATERIAL					
DIMENSIONS IN mm	FINISH					
SCALE N.T.S.	USED ON					
		REV	AMENDMENTS	SIGNED	CHECKED	DATE
THIS DRAWING MUST NOT BE COPIED OR PASSED TO A THIRD PARTY WITHOUT WRITTEN CONSENT FROM ROOFLIGHTS & GLAZING LIMITED.	APPROVED	M.HARDINGS				
	DATE	21-Feb-2000				
	CHECKED	R.PADDICK				
	DATE	21-Feb-2000				
	DRAWN	R.ROWORTH				
	DATE	14-Jun-99				
		Unit 5, Ironbridge Industrial Estate, 397 Retford Road, Sheffield, South Yorkshire, S13 9WA Tel: 0114 408 1000 • Fax: 0114 238 5511 • E-mail: sales@rooflightsandglazing.co.uk			<b>ROOFLIGHTS &amp; GLAZING UK LTD</b>	
		TITLE REFURBISHMENT DOME FIXING INSTRUCTIONS			PRODUCT DRG.N°	REV
		A4			46007	D